

February 2021

DATA QUADRANT REPORT

# Endpoint Protection

829

Reviews

11

Vendors Evaluated

# Table of Contents

Data Quadrant.....	5
Category Overview .....	6
Vendor Capability Summary .....	8
Vendor Capabilities .....	12
Product Feature Summary .....	24
Product Features .....	30

## How to Use the Report

Info-Tech's Data Quadrant Reports provide a comprehensive evaluation of popular products in the Endpoint Protection market. This buyer's guide is designed to help prospective purchasers make better decisions by leveraging the experiences of real users.

The data in this report is collected from real end users, meticulously verified for veracity, exhaustively analyzed, and visualized in easy to understand charts and graphs. Each product is compared and contrasted with all other vendors in their category to create a holistic, unbiased view of the product landscape.

Use this report to determine which product is right for your organization. For highly detailed reports on individual products, see Info-Tech's Product Scorecard.







































# Software Directory

## ENDPOINT PROTECTION SOFTWARE

Selecting software can be overwhelming and one of the biggest challenges facing organizations is understanding the marketplace and identifying all of the available vendors and products. The Software Directory is a comprehensive list of all endpoint software vendors that we have identified. We hope to create the right vendor shortlist by exploring all of the options available to your organization.

## Endpoint Protection Software

 Ahnlab Endpoint Security	 Avast Business Antivirus	 Bitdefender Gravity Zone
 Bromium Advanced Endpoint Security	 Carbon Black Security Platform	 Centrify Endpoint Protection
 Centurion SmartShield	 Check Point Endpoint Security	 Comodo Endpoint Security Manager
 CrowdStrike Falcon Platform	 CurrentWare AccessPatrol	 Cylance PROTECT
 Dell Endpoint Security	 Digital Guardian Application Whitelisting	 Druva inSync
 EMC RSA ECAT for Endpoint Security	 eTrust Encase Endpoint Security	 ESET Endpoint Protection Solutions
 EventTracker	 F-Secure Business Security Solutions	 Fidelis Endpoint
 FireEye Endpoint Security HX Series	 Forcepoint Triton AP-Endpoint	 FortiClient
 GFI EndPointSecurity	 HP Sure Click Enterprise	 IBM Endpoint Security
 Invincea Advanced Endpoint Protection	 Ivaniti Endpoint Security	 Kaspersky Endpoint Security
 Lumension Endpoint Management and Security Suite	 Malwarebytes Endpoint Detection and Response	 Microsoft Defender
 Mvision Endpoint Security	 Palo Alto Networks Cortex XDR	 Panda Adaptive Defense 360




















# Software Directory

## ENDPOINT PROTECTION SOFTWARE

Selecting software can be overwhelming and one of the biggest challenges facing organizations is understanding the marketplace and identifying all of the available vendors and products. The Software Directory is a comprehensive list of all endpoint software vendors in the market. It is designed to help you create the right vendor shortlist by exploring all of the options available to your organization.

## Endpoint Protection Software

 Promisec Endpoint Manager Platform	 Qualys Enterprise (QualysGuard)	 Quarri Perimeter Shield
 Secdo	 SentinelOne Endpoint Protection Platform	 Smoothwall E-Safe
 Sophos Intercept X Endpoint	 Stormshield Endpoint Protection	 Symantec Endpoint Security
 Symantec Endpoint Security Complete	 Tanium Endpoint Platform	 ThreatSMART
 ThreatTrack Vipre for Business	 Trend Micro User Protection Solution	 Trustwave Endpoint Protection Suite
 VIPRE Endpoint Security	 Webroot® Business Endpoint Protection	





INFO~TECH  
RESEARCH GROUP  
SoftwareReviews

Assess vendor and product performance at a glance and use the Software Reviews Data Quadrant to identify which products and vendors are leading the pack and which are trailing.

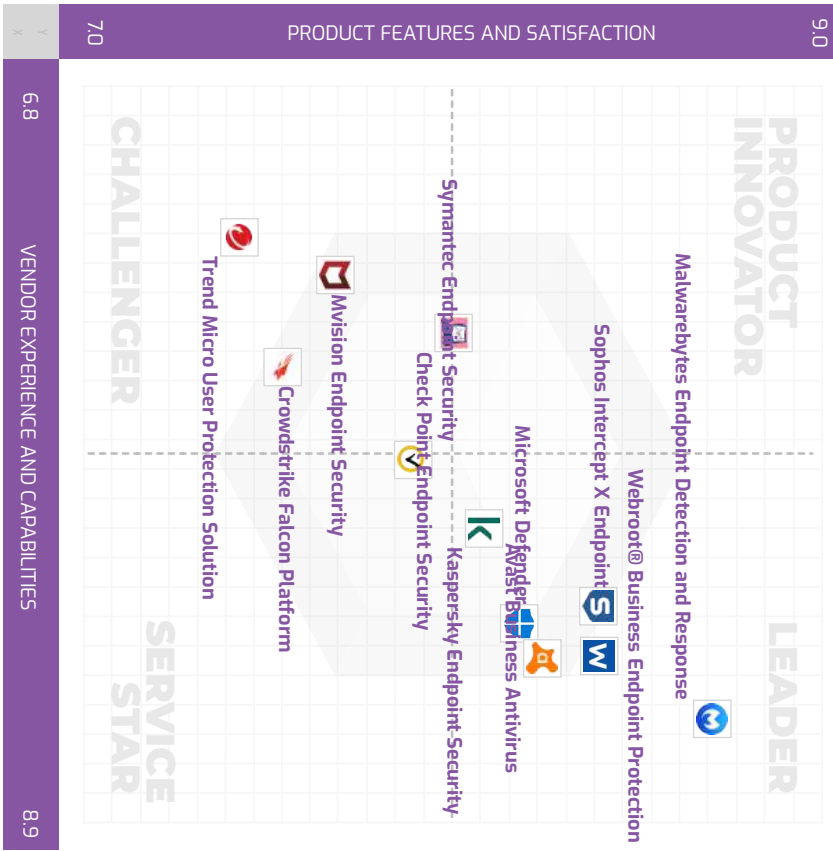
# SOFTWARE REVIEWS

## Data Quadrant



SoftwareReviews

ENDPOINT PROTECTION  
Data Quadrant  
FEBRUARY 2021



## ENDPOINT PROTECTION

The Software Reviews Data Quadrant evaluates and ranks products based on feedback from IT and business professionals. The placement of a software in the Data Quadrant indicates its relative ranking as well as its categorization.

### The Complete Software Experience

When distilled down, the software experience is shaped by both the experience with the software and the relationship with the vendor. Evaluating enterprise software along these two dimensions provides a comprehensive understanding of the product and helps identify vendors that can deliver on both.

#### Product Features and Satisfaction

The satisfaction is captured in the overall satisfaction score, which is driven by the likelihood of users to recommend the software, combined with user satisfaction across top product features.






















#### Vendor Experience and Capabilities

The vendor relationship is calculated in a weighted average of the satisfaction scores tied to vendor capabilities (e.g. software implementation, training, customer support, product roadmap) as well as emotional response ratings toward the vendor (e.g. trustworthy, respectful, fair).

**Note:** The axes ranges are dynamically adjusted based on minimum and maximum values in the dataset.






















# Category Overview

This page provides a high level summary of product performance within the Endpoint Protection category. Products are ranked by a composite satisfaction score (Composite Score) that averages four different areas of evaluation: Net Emotional Footprint, Vendor Capabilities, Product Features, and Likelihood to Recommend. The Net Emotional Footprint Score measures user emotional response ratings of the vendor (e.g. trustworthy, respectful, fair). Use this data to get a sense of the field, and to see how the products you're considering stack up.

RANK	VENDOR	COMPOSITE SCORE	NET EMOTIONAL FOOTPRINT	NET EMOTIONAL FOOTPRINT DISTRIBUTION	VENDOR CAPABILITIES	PRODUCT FEATURES	LIKELIHOOD TO RECOMMEND	NUMBER OF REVIEWS
1	 Malwarebytes EDR	8.7/10	+90		84%	84%	92%	226
2	 Webroot Endpoint Protection	8.4/10	+87		82%	81%	87%	36
3	 Sophos Intercept X Endpoint	8.4/10	+84		82%	83%	85%	33
4	 Avast Business	8.3/10	+88		81%	80%	84%	66
5	 Microsoft Defender	8.3/10	+85		82%	79%	84%	48
6	 Kaspersky Endpoint Security	8.0/10	+83		78%	78%	83%	55
7	 Symantec Endpoint Security	7.8/10	+80		76%	78%	79%	54
8	 Check Point Endpoint Security	7.7/10	+71		77%	78%	81%	34
9	 Crowdstrike Falcon Platform	7.5/10	+74		76%	75%	73%	28
10	 Mvision Endpoint Security	7.4/10	+71		73%	74%	78%	110
AVERAGE SCORES		8.0/10	+80		78%	79%	82%	65

# Category Overview





This page provides a high level summary of product performance within the Endpoint Protection category. Products are ranked by a composite satisfaction score (Composite Score) that averages four different areas of evaluation: Net Emotional Footprint, Vendor Capabilities, Product Features, and Likelihood to Recommend. The Net Emotional Footprint Score measures user emotional response ratings of the vendor (e.g. trustworthy, respectful, fair). Use this data to get a sense of the field, and to see how the products you're considering stack up.

RANK	VENDOR	COMPOSITE SCORE	NET EMOTIONAL FOOTPRINT	NET EMOTIONAL FOOTPRINT DISTRIBUTION	VENDOR CAPABILITIES	PRODUCT FEATURES	LIKELIHOOD TO RECOMMEND	NUMBER OF REVIEWS
11	 Trend Micro User Protection	7.2/10	+69	 75% POSITIVE	73%	73%	73%	22
AVERAGE SCORES		8.0/10	+80	 84% POSITIVE	78%	79%	82%	65
VENDORS WITH INSUFFICIENT DATA								
--	 ESET Endpoint Protection Solutions	8.1/10	+83	 86% POSITIVE	79%	78%	83%	18
--	 F-Secure Business Security	8.9/10	+94	 95% POSITIVE	87%	86%	89%	13
--	 FortiClient	8.4/10	+85	 89% POSITIVE	82%	83%	85%	13
--	 Cylance PROTECT	8.0/10	+73	 82% POSITIVE	81%	82%	85%	13
--	 Bitdefender Gravity Zone	8.3/10	+93	 93% POSITIVE	76%	77%	88%	11
--	 FireEye Endpoint Security HX	7.7/10	+83	 85% POSITIVE	70%	77%	80%	8
--	 Panda Adaptive Defense 360	9.1/10	+100	 100% POSITIVE	88%	86%	88%	7
--	 PaloAlto Traps	8.5/10	+97	 97% POSITIVE	81%	82%	81%	7
--	 IBM Endpoint Security	7.9/10	+79	 84% POSITIVE	79%	78%	82%	7

# Category Overview

This page provides a high-level summary of product performance within the EndPoint-Protection category. Products are ranked by a composite satisfaction score (Composite Score) that averages four different areas of evaluation: Net Emotional Footprint, Vendor Capabilities, Product Features, and Likelihood to Recommend. The Net Emotional Footprint Score measures user emotional response ratings of the vendor (e.g., trustworthiness, respectfulness, fair).

Use this data to get a sense of the field, and to see how the products you're considering stack up

Rank	Vendor	Composite Score	Net Emotional Footprint	Net Emotional Footprint Distribution	Vendor Capabilities	Product Features	Likelihood to Recommend	Number of Reviews
Average Scores								
		8.0/10	+80	<div><div></div><div></div><div></div><div></div><div></div></div> <div>4% Negative84% Positive</div>	78%	79%	82%	65
Vendors with Insufficient Data								
--	 Ivanti Endpoint Security	8.9/10	+98	<div><div></div><div></div><div></div><div></div><div></div></div> <div>- Negative99% Positive</div>	88%	86%	85%	5
--	 EMC RSA ECAT for Endpoint Security	5.9/10	+52	<div><div></div><div></div><div></div><div></div><div></div></div> <div>12% Negative63% Positive</div>	56%	61%	65%	5
--	 Bromium Advanced Endpoint Security	5.5/10	+17	<div><div></div><div></div><div></div><div></div><div></div></div> <div>32% Negative45% Positive</div>	64%	69%	70%	5
--	 Carbon Black Security Platform	4.9/10	+25	<div><div></div><div></div><div></div><div></div><div></div></div> <div>25% Negative50% Positive</div>	56%	60%	54%	5



# Vendor Capability Summary

This page summarizes user satisfaction with a variety of vendor capabilities regarding their product offering(s). Look for strong and consistent performance across the board when assembling your shortlist, and follow-up on areas of concern during the evaluation and negotiation processes.

VENDOR	OVERALL CAPABILITY SATISFACTION	BUSINESS VALUE CREATED	BREADTH OF FEATURES	QUALITY OF FEATURES	PRODUCT STRATEGY AND RATE OF IMPROVEMENT	USABILITY AND INTUITIVENESS	VENDOR SUPPORT	EASE OF DATA INTEGRATION	EASE OF IT ADMINISTRATION	EASE OF CUSTOMIZATION	AVAILABILITY AND QUALITY OF TRAINING	EASE OF IMPLEMENTATION
Malwarebytes Endpoint Detection and Response	84%	84%	82%	86%	84%	88%	85%	82%	86%	76%	80%	87%
Microsoft Defender	82%	82%	79%	84%	78%	81%	82%	84%	85%	81%	82%	85%
Sophos Intercept X Endpoint	82%	83%	84%	85%	79%	82%	75%	83%	87%	82%	79%	84%
Webroot® Business Endpoint Protection	82%	83%	76%	81%	79%	81%	84%	80%	85%	80%	80%	89%
Avast Business Antivirus	81%	82%	84%	81%	80%	79%	79%	79%	81%	84%	82%	86%
Kaspersky Endpoint Security	78%	75%	83%	80%	74%	82%	73%	81%	80%	77%	73%	84%
Check Point Endpoint Security	77%	77%	83%	79%	75%	74%	72%	78%	76%	72%	78%	77%
Symantec Endpoint Security	76%	79%	77%	77%	75%	76%	72%	77%	76%	71%	76%	82%
CrowdStrike Falcon Platform	76%	74%	72%	75%	76%	78%	75%	75%	77%	75%	76%	80%
Mvision Endpoint Security	73%	76%	73%	74%	71%	76%	71%	72%	76%	70%	69%	75%
CATEGORY AVERAGE	78%	79%	79%	79%	77%	79%	76%	79%	80%	76%	77%	82%

# Vendor Capability Summary

This page summarizes user satisfaction with a variety of vendor capabilities regarding their product offering(s). Look for strong and consistent performance across the board when assembling your shortlist, and follow-up on areas of concern during the evaluation and negotiation processes.

VENDOR	OVERALL CAPABILITY SATISFACTION	BUSINESS VALUE CREATED	BREADTH OF FEATURES	QUALITY OF FEATURES	PRODUCT STRATEGY AND RATE OF IMPROVEMENT	USABILITY AND INTUITIVENESS	VENDOR SUPPORT	EASE OF DATA INTEGRATION	EASE OF IT ADMINISTRATION	EASE OF CUSTOMIZATION	AVAILABILITY AND QUALITY OF TRAINING	EASE OF IMPLEMENTATION
Trend Micro User Protection Solution	73%	73%	74%	66%	71%	75%	70%	79%	75%	71%	73%	77%
CATEGORY AVERAGE	78%	79%	79%	79%	77%	79%	76%	79%	80%	76%	77%	82%

VENDORS WITH INSUFFICIENT DATA												
Ivanti Endpoint Security	88%	78%	98%	95%	78%	95%	78%	97%	92%	87%	78%	100%
Panda Adaptive Defense 360	88%	82%	92%	92%	81%	92%	80%	92%	92%	81%	91%	96%
F-Secure Business Security Solutions	87%	80%	87%	98%	77%	89%	78%	91%	93%	91%	83%	96%
Palo Alto Networks Cortex XDR	81%	79%	79%	86%	81%	79%	81%	79%	79%	79%	90%	83%
Bitdefender Gravity Zone	76%	76%	76%	79%	77%	80%	79%	72%	79%	67%	70%	77%
FortiClient	82%	75%	84%	88%	73%	86%	78%	83%	84%	86%	75%	89%
FireEye Endpoint Security HX Series	70%	80%	68%	66%	77%	54%	73%	60%	69%	67%	73%	80%
IBM Endpoint Security	79%	89%	71%	75%	85%	89%	78%	75%	68%	78%	93%	84%
ESET Endpoint Protection Solutions	79%	82%	82%	80%	82%	81%	83%	78%	78%	73%	71%	78%

This page summarizes user satisfaction with a variety of vendor capabilities regarding their product offering(s). Look for strong and consistent performance across the board when assembling your shortlist, and follow-up on areas of concern during the evaluation and negotiation processes.

# Vendor Capability Summary

VENDOR	OVERALL CAPABILITY SATISFACTION	BUSINESS VALUE CREATED	BREADTH OF FEATURES	QUALITY OF FEATURES	PRODUCT STRATEGY AND RATE OF IMPROVEMENT	USABILITY AND INTUITIVENESS	VENDOR SUPPORT	EASE OF DATA INTEGRATION	EASE OF IT ADMINISTRATION	EASE OF CUSTOMIZATION	AVAILABILITY AND QUALITY OF TRAINING	EASE OF IMPLEMENTATION
CATEGORY AVERAGE	78%	79%	79%	79%	77%	79%	76%	79%	80%	76%	77%	82%

VENDORS WITH INSUFFICIENT DATA												
Cyance PROTECT	81%	84%	74%	77%	79%	83%	79%	89%	85%	77%	81%	87%
EMC RSA ECAT for Endpoint Security	56%	58%	71%	58%	36%	57%	64%	48%	58%	43%	67%	67%
Bromium Advanced Endpoint Security	64%	74%	78%	60%	67%	66%	79%	58%	58%	32%	68%	62%
Carbon Black Security Platform	56%	69%	75%	75%	34%	46%	67%	43%	39%	33%	65%	61%

# Vendor Capability Satisfaction

## Vendor Capabilities

This table lists and briefly describes all vendor capabilities that are evaluated in the Endpoint Protection software category. For your convenience, you will also find longer descriptions of the capabilities under the capability subheadings in the subsequent pages.

Business Value Created	The underlying purpose of software is to create value for employees, customers, partners and ultimately shareholders. As a result, it is imperative that any software selection be aligned with the organization's needs and deliver enough business value to justify the cost. The data below highlights the satisfaction level associated with the business value derived from various product offerings. Use this information to identify the software that consistently creates business value for its customers.
Breadth of Features	Users prefer to work with feature rich software that enables them to perform diverse series of tasks as opposed to one they find restrictive. The data below highlights the satisfaction level associated with the breadth of features from various product offerings. Use this information to identify which software offers valuable comprehensive functionality that extends beyond the basic level.
Quality of Features	Feature quality is just as important as quantity. Software needs to do what you're purchasing it to do, easily, intuitively, reliably, and effectively. Use the data in this section to gauge whether or not a product follows through on the marketing hype by delivering high quality features.
Product Strategy and Rate of Improvement	Purchasing software can be a significant commitment, so it's important to know if your vendor is serious about the need for constant improvement and deliberate strategic direction. Vendors who don't stay on top of emerging needs and trends won't enable you to meet your business goals. Use the data in this section to separate innovators from imposter.
Usability and Intuitiveness	End user learning curves cost the organization money. Pay attention to your end users' technical ability to determine how important UX is in your purchase.

This section provides detailed information on user satisfaction for each vendor capability regarding their product offering(s). Use these pages to dig deeper into areas of particular interest or concern.


Vendor Support	The importance of vendor support will vary for each organization depending on internal capabilities, but there will always be issues that only the vendor can resolve. Use the data in this section to see which vendors tend to under-serve their product and which will offer quality support.
Ease of Data Integration	The ability to integrate with other systems is increasingly important, without this, manual data loading and extraction can be time-consuming and prone to error. Use this section to see which vendors will cause headaches and which will make data integration easy.
Ease of IT Administration	Administrative interfaces don't get the same attention as those built for end users, but they shouldn't be clunky or unintuitive. Use the data in this section to determine which vendors make administration easy, so that your IT personnel can resolve issues and perform configurations efficiently and effectively.
Ease of Customization	Out-of-the-box functionality often isn't enough, especially for niche or industry-specific software, and the reason you're buying rather than building is to save time and money in the first place. Don't get bogged down in a difficult customization, use the data in this section to make sure you can easily achieve the functionality you need for your particular situation.
Availability and Quality of Training	Effective and readily available training enables users to get the most out of the software you've chosen. Use this section to make sure your vendor's training programs and materials measure up.
Ease of Implementation	Choosing the right software is only the first step. Successfully implementing the new solution is necessary in order to realize its full value and promote end user adoption. Use the data in this section to determine which software is easy to implement, and which may jeopardize your goals by causing trouble in this stage.





















# Vendor Capability Satisfaction

## Business Value Created









The underlying purpose of software is to create value for employees, customers, partners and ultimately shareholders. As a result, it is imperative that any software selection be aligned with the organization's needs and deliver enough business value to justify the cost. The data below highlights the satisfaction level associated with the business value derived from various product offerings. Use this information to identify the software that consistently creates business value for its customers.



















This section provides detailed information on user satisfaction for each vendor capability regarding their product offering(s). Use these pages to dig deeper into areas of particular interest or concern.



2	 Webroot® Business Endpoint Protection		83%	36
3	 Sophos Intercept X Endpoint		83%	33
4	 Microsoft Defender		82%	48
5	 Avast Business Antivirus		82%	66
6	 Symantec Endpoint Security		79%	54
7	 Check Point Endpoint Security		77%	34
8	 Mvision Endpoint Security		76%	110
9	 Kaspersky Endpoint Security		75%	55
10	 CrowdStrike Falcon Platform		74%	28
11	 Trend Micro User Protection Solution		73%	22

CATEGORY AVERAGE 79%

--	 ESET Endpoint Protection Solutions		82%	18
--	 FortiClient		75%	13
--	 F-Secure Business Security Solutions		80%	13
--	 Cylance PROTECT		84%	13

--	 Bitdefender Gravity Zone		76%	11
--	 FireEye Endpoint Security HX Series		80%	8
--	 Palo Alto Networks Cortex XDR		79%	7
--	 Panda Adaptive Defense 360		82%	7
--	 IBM Endpoint Security		89%	7
--	 Ivanti Endpoint Security		78%	5
--	 Carbon Black Security Platform		69%	5
--	 EMC RSA ECAI for Endpoint Security		58%	5
--	 Bromium Advanced Endpoint Security		74%	5

# Vendor Capability Satisfaction

## Breadth of Features

Users prefer to work with feature rich software that enables them to perform diverse series of tasks as opposed to one they find restrictive. The data below highlights the satisfaction level associated with the breadth of features from various product offerings. Use this information to identify which software offers valuable comprehensive functionality that extends beyond the basic level.

This section provides detailed information on user satisfaction for each vendor capability regarding their product offering(s). Use these pages to dig deeper into areas of particular interest or concern.

avast business

ANTIVIRUS

TOP PRODUCT

84%

Breadth of Features

Delights

49%

Highly Satisfies

39%

Almost Satisfies

19%

Disappoints

1%

2

Sophos Intercept X Endpoint Security

33 REVIEWS

3

Kaspersky Endpoint Security

55 REVIEWS

4

Check Point Endpoint Security

34 REVIEWS

5

Malwarebytes Endpoint Detection and Response

226 REVIEWS

6

Microsoft Defender

48 REVIEWS

7

Symantec Endpoint Security

54 REVIEWS

8

Webroot® Business Endpoint Protection

36 REVIEWS

9

Trend Micro User Protection Solution

22 REVIEWS

10

Mvision Endpoint Security

110 REVIEWS

11

Crowdstrike Falcon Platform

28 REVIEWS

CATEGORY AVERAGE 79%

—

ESET Endpoint Protection Solutions

18 REVIEWS

—

FortiClient

13 REVIEWS

—

F-Secure Business Security Solutions

13 REVIEWS

—

Cylance PROTECT

13 REVIEWS


--		<div></div>										11 REVIEWS
--		<div></div>										8 REVIEWS
--		<div></div>										7 REVIEWS
--		<div></div>										7 REVIEWS
--		<div></div>										7 REVIEWS
--		<div></div>										5 REVIEWS
--		<div></div>										5 REVIEWS
--		<div></div>										5 REVIEWS
--		<div></div>										5 REVIEWS





















# Vendor Capability Satisfaction

## Quality of Features











Feature quality is just as important as quantity. Software needs to do what you're purchasing it to do, easily, intuitively, reliably, and effectively. Use the data in this section to gauge whether or not a product follows through on the marketing hype by delivering high quality features.

















This section provides detailed information on user satisfaction for each vendor capability regarding their product offering(s). Use these pages to dig deeper into areas of particular interest or concern.



2	 Sophos Intercept X Endpoint		85%	33
3	 Microsoft Defender		84%	48
4	 Avast Business Antivirus		81%	66
5	 Webroot® Business Endpoint Protection		81%	36
6	 Kaspersky Endpoint Security		80%	55
7	 Check Point Endpoint Security		79%	34
8	 Symantec Endpoint Security		77%	54
9	 CrowdStrike Falcon Platform		75%	28
10	 Mvision Endpoint Security		74%	110
11	 Trend Micro User Protection Solution		66%	22

CATEGORY AVERAGE 79%

--	 ESET Endpoint Protection Solutions		80%	18
--	 FortiClient		88%	13
--	 F-Secure Business Security Solutions		98%	13
--	 Cylance PROTECT		77%	13
--	 Bitdefender Gravity Zone		79%	11

--	 FireEye Endpoint Security HX Series		66%	8
--	 Palo Alto Networks Cortex XDR		86%	7
--	 Panda Adaptive Defense 360		92%	7
--	 IBM Endpoint Security		75%	7
--	 Ivanti Endpoint Security		95%	5
--	 Carbon Black Security Platform		75%	5
--	 EMC RSA ECAI for Endpoint Security		58%	5
--	 Bromium Advanced Endpoint Security		60%	5











# Vendor Capability Satisfaction

## Product Strategy and Rate of Improvement


















































































Purchasing software can be a significant commitment, so it's important to know if your vendor is serious about the need for constant improvement and deliberate strategic direction. Vendors who don't stay on top of emerging needs and trends won't enable you to meet your business goals. Use the data in this section to separate innovators from posters.

This section provides detailed information on user satisfaction for each vendor capability regarding their product offering(s). Use these pages to dig deeper into areas of particular interest or concern.



2	 Avast Business Antivirus	<div><div></div><div></div><div></div><div></div><div></div><div></div><div></div><div></div><div></div><div></div></div>	66 REVIEWS
3	 Webroot® Business Endpoint Protection	<div><div></div><div></div><div></div><div></div><div></div><div></div><div></div><div></div><div></div><div></div></div>	79% 36 REVIEWS
4	 Sophos Intercept X Endpoint	<div><div></div><div></div><div></div><div></div><div></div><div></div><div></div><div></div><div></div><div></div></div>	79% 33 REVIEWS
5	 Microsoft Defender	<div><div></div><div></div><div></div><div></div><div></div><div></div><div></div><div></div><div></div><div></div></div>	78% 48 REVIEWS
6	 CrowdStrike Falcon Platform	<div><div></div><div></div><div></div><div></div><div></div><div></div><div></div><div></div><div></div><div></div></div>	76% 28 REVIEWS
7	 Check Point Endpoint Security	<div><div></div><div></div><div></div><div></div><div></div><div></div><div></div><div></div><div></div><div></div></div>	75% 34 REVIEWS
8	 Symantec Endpoint Security	<div><div></div><div></div><div></div><div></div><div></div><div></div><div></div><div></div><div></div><div></div></div>	75% 54 REVIEWS
9	 Kaspersky Endpoint Security	<div><div></div><div></div><div></div><div></div><div></div><div></div><div></div><div></div><div></div><div></div></div>	74% 55 REVIEWS
10	 Trend Micro User Protection Solution	<div><div></div><div></div><div></div><div></div><div></div><div></div><div></div><div></div><div></div><div></div></div>	71% 22 REVIEWS
11	 Mvision Endpoint Security	<div><div></div><div></div><div></div><div></div><div></div><div></div><div></div><div></div><div></div><div></div></div>	71% 110 REVIEWS

ESET Endpoint Protection Solutions	82%	18 REVIEWS
Forticlient	73%	13 REVIEWS
F-Secure Business Security Solutions	77%	13 REVIEWS
Cyance PROTECT	79%	13 REVIEWS

--	 Bitdefender Gravity Zone	                     	77%	11 REVIEWS
--	 FireEye Endpoint Security HX Series	                     	77%	8 REVIEWS
--	 Palo Alto Networks Cortex XDR	                     	81%	7 REVIEWS
--	 Panda Adaptive Defense 360	                     	81%	7 REVIEWS
--	 IBM Endpoint Security	                     	85%	7 REVIEWS
--	 Tivoli Endpoint Security	                     	78%	5 REVIEWS
--	 Carbon Black Security Platform	                     	34%	5 REVIEWS
--	 EMC RSA ECAT for Endpoint Security	                     	36%	5 REVIEWS
--	 Bromium Advanced Endpoint Security	                     	67%	5 REVIEWS







# Vendor Capability Satisfaction























































## Usability and Intuitiveness

















End user learning curves cost the organization money. Pay attention to your end users' technical ability to determine how important UX is in your purchase.

This section provides detailed information on user satisfaction for each vendor capability regarding their product offering(s). Use these pages to dig deeper into areas of particular interest or concern.



2	 Sophos Intercept X Endpoint	    	82%	33 REVIEWS
3	 Kaspersky Endpoint Security	    	82%	55 REVIEWS
4	 Microsoft Defender	    	81%	48 REVIEWS
5	 Webroot® Business Endpoint Protection	    	81%	36 REVIEWS
6	 Avast Business Antivirus	    	79%	66 REVIEWS
7	 CrowdStrike Falcon Platform	    	78%	28 REVIEWS
8	 Mvision Endpoint Security	    	76%	110 REVIEWS
9	 Symantec Endpoint Security	    	76%	54 REVIEWS
10	 Trend Micro User Protection Solution	    	75%	22 REVIEWS
11	 Check Point Endpoint Security	    	74%	34 REVIEWS
CATEGORY AVERAGE 79%				

--	 Bitdefender Gravity Zone	    	80%	11 REVIEWS
--	 FireEye Endpoint Security HX Series	    	54%	8 REVIEWS
--	 Palo Alto Networks Cortex XDR	    	79%	7 REVIEWS
--	 Panda Adaptive Defense 360	    	92%	7 REVIEWS
--	 IBM Endpoint Security	    	89%	7 REVIEWS
--	 Ivanti Endpoint Security	    	95%	5 REVIEWS
--	 Carbon Black Security Platform	    	46%	5 REVIEWS
--	 EMC RSA ECAT for Endpoint Security	    	57%	5 REVIEWS
--	 Bromium Advanced Endpoint Security	    	66%	5 REVIEWS

--	 ESET Endpoint Protection Solutions	    	81%	18 REVIEWS
--	 FortiClient	    	86%	13 REVIEWS
--	 F-Secure Business Security Solutions	    	89%	13 REVIEWS
--	 Cylance PROTECT	    	83%	13 REVIEWS

# Vendor Capability Satisfaction

## Vendor Support




The importance of vendor support will vary for each organization depending on internal capabilities, but there will always be issues that only the vendor can resolve. Use the data in this section to see which vendors tend to under-serve their product and which will offer quality support.

This section provides detailed information on user satisfaction for each vendor capability regarding their product offering(s). Use these pages to dig deeper into areas of particular interest or concern.

**malwarebytes**

















































































































































































































































# MALWAREBYTES ENDPOINT DETECTION AND RESPONSE
























































TOP PRODUCT

Delights		50%
Highly Satisfies		42%
Almost Satisfies		8%
Disappoints		1%

**85%**

Vendor Support

2	 Webroot® Business Endpoint Protection	                      	36 48 REVIEWS	84%
3	 Microsoft Defender	                      	48 66 REVIEWS	82%
4	 Avast Business Antivirus	                      	66 28 REVIEWS	79%
5	 CrowdStrike Falcon Platform	                      	28 33 REVIEWS	75%
6	 Sophos Intercept X Endpoint	                      	33 55 REVIEWS	75%
7	 Kaspersky Endpoint Security	                      	55 34 REVIEWS	73%
8	 Check Point Endpoint Security	                      	34 54 REVIEWS	72%
9	 Symantec Endpoint Security	                      	54 110 REVIEWS	72%
10	 Mvision Endpoint Security	                      	110 22 REVIEWS	71%
11	 Trend Micro User Protection Solution	                      	22 22 REVIEWS	70%

CATEGORY AVERAGE 76%									
---	 <b>ESET Endpoint Protection Solutions</b>	         	<b>83%</b>	<b>18</b> REVIEWS					
---	 <b>FortiClient</b>	         	<b>78%</b>	<b>13</b> REVIEWS					
---	 <b>F-Secure Business Security Solutions</b>	         	<b>78%</b>	<b>13</b> REVIEWS					
---	 <b>Cylance PROTECT</b>	         	<b>79%</b>	<b>13</b> REVIEWS					
---	 <b>Bitdefender Gravity Zone</b>	         	<b>79%</b>	<b>11</b> REVIEWS					

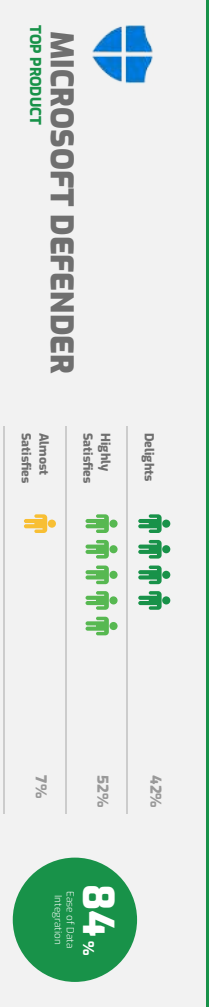
	FireEye Endpoint Security HX Series		8 REVIEWS
	Palo Alto Networks Cortex XDR		7 REVIEWS
	Panda Adaptive Defense 360		7 REVIEWS
	IBM Endpoint Security		7 REVIEWS
	Ivanti Endpoint Security		5 REVIEWS
	Carbon Black Security Platform		5 REVIEWS
	EMC RSA ECAT for Endpoint Security		5 REVIEWS
	Bromium Advanced Endpoint Security		5 REVIEWS





















# Vendor Capability Satisfaction

## Ease of Data Integration











The ability to integrate with other systems is increasingly important, without this, manual data loading and extraction can be time-consuming and prone to error. Use this section to see which vendors will cause headaches and which will make data integration easy.

















This section provides detailed information on user satisfaction for each vendor capability regarding their product offering(s). Use these pages to dig deeper into areas of particular interest or concern.



2	 Sophos Intercept X Endpoint		83%	33 REVIEWS
3	 Malwarebytes Endpoint Detection and Response		82%	226 REVIEWS
4	 Kaspersky Endpoint Security		81%	55 REVIEWS
5	 Webroot® Business Endpoint Protection		80%	36 REVIEWS
6	 Trend Micro User Protection Solution		79%	22 REVIEWS
7	 Avast Business Antivirus		79%	66 REVIEWS
8	 Check Point Endpoint Security		78%	34 REVIEWS
9	 Symantec Endpoint Security		77%	54 REVIEWS
10	 CrowdStrike Falcon Platform		75%	28 REVIEWS
11	 Mvision Endpoint Security		72%	110 REVIEWS

CATEGORY AVERAGE 79%

--	 ESET Endpoint Protection Solutions		78%	18 REVIEWS
--	 FortiClient		83%	13 REVIEWS
--	 F-Secure Business Security Solutions		91%	13 REVIEWS
--	 Cylance PROTECT		89%	13 REVIEWS
--	 Bitdefender Gravity Zone		72%	11 REVIEWS

--	 FireEye Endpoint Security HX Series		60%	8 REVIEWS
--	 Palo Alto Networks Cortex XDR		79%	7 REVIEWS
--	 Panda Adaptive Defense 360		92%	7 REVIEWS
--	 IBM Endpoint Security		75%	7 REVIEWS
--	 Ivanti Endpoint Security		97%	5 REVIEWS
--	 Carbon Black Security Platform		43%	5 REVIEWS
--	 EMC RSA ECAI for Endpoint Security		48%	5 REVIEWS
--	 Bromium Advanced Endpoint Security		58%	5 REVIEWS

# Vendor Capability Satisfaction

## Ease of IT Administration

Administrative interfaces don't get the same attention as those built for end users, but they shouldn't be clunky or unintuitive. Use the data in this section to determine which vendors make administration easy, so that your IT personnel can resolve issues and perform configurations efficiently and effectively.

This section provides detailed information on user satisfaction for each vendor capability regarding their product offering(s). Use these pages to dig deeper into areas of particular interest or concern.













**SOPHOS**  
ENDPOINT

**SOPHOS INTERCEPT X**  
ENDPOINT

TOP PRODUCT

Delights	53%
Highly Satisfies	40%
Almost Satisfies	7%
Disappoints	—

**87%**  
Ease of Administration

--	<b>B</b> Bitdefender Gravity Zone		79%	11 REVIEWS
--	 FireEye Endpoint Security HX Series		69%	8 REVIEWS
--	 Palo Alto Networks Cortex XDR		79%	7 REVIEWS
--	 Panda Adaptive Defense 360		92%	7 REVIEWS
--	 IBM Endpoint Security		68%	7 REVIEWS
--	 Trend Micro Endpoint Security		92%	5 REVIEWS
--	 Carbon Black Security Platform		39%	5 REVIEWS
--	 EMC RSA eCAT for Endpoint Security		58%	5 REVIEWS
--	 Bromium Advanced Endpoint Security		58%	5 REVIEWS

2	Malwarebytes Endpoint Detection and Response	<div><div></div><div></div><div></div><div></div><div></div><div></div><div></div><div></div><div></div><div></div></div>	86%	226 REVIEWS
3	Webroot® Business Endpoint Protection	<div><div></div><div></div><div></div><div></div><div></div><div></div><div></div><div></div><div></div><div></div></div>	85%	36 REVIEWS
4	Microsoft Defender	<div><div></div><div></div><div></div><div></div><div></div><div></div><div></div><div></div><div></div><div></div></div>	85%	48 REVIEWS
5	Avast Business Antivirus	<div><div></div><div></div><div></div><div></div><div></div><div></div><div></div><div></div><div></div><div></div></div>	81%	66 REVIEWS
6	Kaspersky Endpoint Security	<div><div></div><div></div><div></div><div></div><div></div><div></div><div></div><div></div><div></div><div></div></div>	80%	55 REVIEWS
7	CrowdStrike Falcon Platform	<div><div></div><div></div><div></div><div></div><div></div><div></div><div></div><div></div><div></div><div></div></div>	77%	28 REVIEWS
8	Symantec Endpoint Security	<div><div></div><div></div><div></div><div></div><div></div><div></div><div></div><div></div><div></div><div></div></div>	76%	54 REVIEWS
9	Mvision Endpoint Security	<div><div></div><div></div><div></div><div></div><div></div><div></div><div></div><div></div><div></div><div></div></div>	76%	110 REVIEWS
10	Check Point Endpoint Security	<div><div></div><div></div><div></div><div></div><div></div><div></div><div></div><div></div><div></div><div></div></div>	76%	34 REVIEWS
11	Trend Micro User Protection Solution	<div><div></div><div></div><div></div><div></div><div></div><div></div><div></div><div></div><div></div><div></div></div>	75%	22 REVIEWS
CATEGORY AVERAGE 80%				

[illegible]

# Vendor Capability Satisfaction

## Ease of Customization

Out-of-the-box functionality often isn't enough, especially for niche or industry-specific software, and the reason you're buying rather than building is to save time and money in the first place. Don't get bogged down in a difficult customization, use the data in this section to make sure you can easily achieve the functionality you need for your particular situation.

This section provides detailed information on user satisfaction for each vendor capability regarding their product offering(s). Use these pages to dig deeper into areas of particular interest or concern.

avast business		Delights		48%	
AVAST BUSINESS ANTIVIRUS		Highly Satisfies		38%	
TOP PRODUCT		Almost Satisfies		14%	
		Disappoints		—	
		84%		Ease of Customization	
2	Sophos Intercept X Endpoint	👍👍👍👍👍👍👍👍👍👍👍👍👍👍👍👍	82%	33	
3	Microsoft Defender	👍👍👍👍👍👍👍👍👍👍👍👍👍👍👍👍	81%	48	
4	Webroot® Business Endpoint Protection	👍👍👍👍👍👍👍👍👍👍👍👍👍👍👍👍	80%	36	
5	Kaspersky Endpoint Security	👍👍👍👍👍👍👍👍👍👍👍👍👍👍👍👍	77%	55	
6	Malwarebytes Endpoint Detection and Response	👍👍👍👍👍👍👍👍👍👍👍👍👍👍👍👍	76%	226	
7	CrowdStrike Falcon Platform	👍👍👍👍👍👍👍👍👍👍👍👍👍👍👍👍	75%	28	
8	Check Point Endpoint Security	👍👍👍👍👍👍👍👍👍👍👍👍👍👍👍👍	72%	34	
9	Symantec Endpoint Security	👍👍👍👍👍👍👍👍👍👍👍👍👍👍👍👍	71%	54	
10	Trend Micro User Protection Solution	👍👍👍👍👍👍👍👍👍👍👍👍👍👍👍👍	71%	22	
11	Mvision Endpoint Security	👍👍👍👍👍👍👍👍👍👍👍👍👍👍👍👍	70%	110	
CATEGORY AVERAGE		76%			
—	ESET Endpoint Protection Solutions	👍👍👍👍👍👍👍👍👍👍👍👍👍👍👍👍	73%	18	
—	FortiClient	👍👍👍👍👍👍👍👍👍👍👍👍👍👍👍👍	86%	13	
—	F-Secure Business Security Solutions	👍👍👍👍👍👍👍👍👍👍👍👍👍👍👍👍	91%	13	
—	Cylance PROTECT	👍👍👍👍👍👍👍👍👍👍👍👍👍👍👍👍	77%	13	

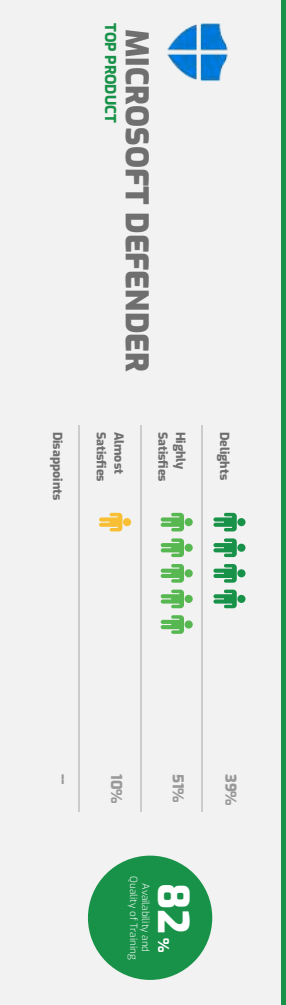
—	Bitdefender Gravity Zone	👍👍👍👍👍👍👍👍👍👍👍👍👍👍👍👍	67%	11 REVIEWS
—	FireEye Endpoint Security HX Series	👍👍👍👍👍👍👍👍👍👍👍👍👍👍👍👍	67%	8 REVIEWS
—	Palo Alto Networks Cortex XDR	👍👍👍👍👍👍👍👍👍👍👍👍👍👍👍👍	79%	7 REVIEWS
—	Panda Adaptive Defense 360	👍👍👍👍👍👍👍👍👍👍👍👍👍👍👍👍	81%	7 REVIEWS
—	IBM Endpoint Security	👍👍👍👍👍👍👍👍👍👍👍👍👍👍👍👍	78%	7 REVIEWS
—	Ivanti Endpoint Security	👍👍👍👍👍👍👍👍👍👍👍👍👍👍👍👍	87%	5 REVIEWS
—	Carbon Black Security Platform	👍👍👍👍👍👍👍👍👍👍👍👍👍👍👍👍	33%	5 REVIEWS
—	EMC RSA ECAT for Endpoint Security	👍👍👍👍👍👍👍👍👍👍👍👍👍👍👍👍	43%	5 REVIEWS
—	Bromium Advanced Endpoint Security	👍👍👍👍👍👍👍👍👍👍👍👍👍👍👍👍	32%	5 REVIEWS

# Vendor Capability Satisfaction

## Availability and Quality of Training

Effective and readily available training enables users to get the most out of the software you've chosen. Use this section to make sure your vendor's training programs and materials measure up.

This section provides detailed information on user satisfaction for each vendor capability regarding their product offering(s). Use these pages to dig deeper into areas of particular interest or concern.



2		Avast Business Antivirus		82%	66
3		Malwarebytes Endpoint Detection and Response		80%	226
4		Webroot® Business Endpoint Protection		80%	36
5		Sophos Intercept X Endpoint		79%	33
6		Check Point Endpoint Security		78%	34
7		CrowdStrike Falcon Platform		76%	28
8		Symantec Endpoint Security		76%	54
9		Trend Micro User Protection Solution		73%	22
10		Kaspersky Endpoint Security		73%	55
11		Mvision Endpoint Security		69%	110
CATEGORY AVERAGE 77%					


—		Bitdefender Gravity Zone		70%	11
—		FileEye Endpoint Security HX Series		73%	8
—		Palo Alto Networks Cortex XDR		90%	7
—		Panda Adaptive Defense 360		91%	7
—		IBM Endpoint Security		93%	7
—		Ivanti Endpoint Security		78%	5
—		Carbon Black Security Platform		65%	5
—		EMC RSA ECAT for Endpoint Security		67%	5
—		Bromium Advanced Endpoint Security		68%	5





















—		ESET Endpoint Protection Solutions		71%	18
—		FortClient		75%	13
—		F-Secure Business Security Solutions		83%	13
—		Cylance PROTECT		81%	13

# Vendor Capability Satisfaction











## Ease of Implementation

















Choosing the right software is only the first step. Successfully implementing the new solution is necessary in order to realize its full value and promote end user adoption. Use these pages to dig deeper into areas of particular interest or concern.



2	 Malwarebytes Endpoint Detection and Response		87%	226 REVIEWS
3	 Avast Business Antivirus		86%	66 REVIEWS
4	 Microsoft Defender		85%	48 REVIEWS
5	 Kaspersky Endpoint Security		84%	55 REVIEWS
6	 Sophos Intercept X Endpoint		84%	33 REVIEWS
7	 Symantec Endpoint Security		82%	54 REVIEWS
8	 CrowdStrike Falcon Platform		80%	28 REVIEWS
9	 Trend Micro User Protection Solution		77%	22 REVIEWS
10	 Check Point Endpoint Security		77%	34 REVIEWS
11	 Mvision Endpoint Security		75%	110 REVIEWS

CATEGORY AVERAGE 82%

—	 ESET Endpoint Protection Solutions		78%	18 REVIEWS
—	 FortiClient		89%	13 REVIEWS
—	 F-Secure Business Security Solutions		96%	13 REVIEWS
—	 Cylance PROTECT		87%	13 REVIEWS
—	 Bitdefender Gravity Zone		77%	11 REVIEWS

—	 FireEye Endpoint Security HX Series		80%	8 REVIEWS
—	 Palo Alto Networks Cortex XDR		83%	7 REVIEWS
—	 Panda Adaptive Defense 360		96%	7 REVIEWS
—	 IBM Endpoint Security		84%	7 REVIEWS
—	 Ivanti Endpoint Security		100%	5 REVIEWS
—	 Carbon Black Security Platform		61%	5 REVIEWS
—	 Bromium Advanced Endpoint Security		62%	5 REVIEWS
—	 EMC RSA ECAT for Endpoint Security		67%	5 REVIEWS



# Product Feature Summary

MANDATORY FEATURES

This page summarizes user satisfaction with a variety of product features. While strong and consistent performance across the board is desirable, you may be willing to tolerate low scores on features that don't impact your primary use case or core objectives. Use this high-level data to help plan and structure your product evaluation.

VENDOR	OVERALL FEATURE SATISFACTION	APPLICATION CONTAINMENT MECHANISMS	AUTOMATED REMEDIATION	CENTRALIZED MANAGEMENT PORTAL	GROSS PLATFORM INTEGRATION	GROSS PLATFORM SUPPORT	DYNAMIC MALWARE DETECTION	FORENSICS	HOST/NETW. FUNCTIONALITY	KERNEL MONITORING	PORT AND DEVICE CONTROL	SYSTEM HARDENING
Malwarebytes Endpoint Detection and Response	84%	84%	85%	87%	81%	82%	89%	78%	79%	82%	81%	84%
	83%	85%	84%	90%	81%	84%	86%	79%	77%	83%	83%	85%
Sophos Intercept X Endpoint Protection	81%	80%	78%	85%	81%	84%	84%	77%	80%	84%	75%	82%
Webroot® Business Endpoint Protection	80%	77%	78%	84%	79%	83%	82%	74%	79%	82%	85%	80%
Avast Business Antivirus	79%	84%	81%	82%	78%	78%	80%	74%	81%	80%	84%	78%
Microsoft Defender	78%	76%	79%	81%	75%	77%	81%	75%	78%	79%	81%	76%
Check Point Endpoint Security	78%	80%	77%	79%	77%	75%	83%	79%	77%	83%	75%	77%
Kaspersky Endpoint Security	78%	74%	78%	79%	79%	77%	79%	76%	78%	79%	80%	78%
Symantec Endpoint Security	75%	78%	75%	74%	77%	76%	71%	80%	75%	79%	72%	76%
CrowdStrike Falcon Platform	74%	74%	74%	78%	72%	74%	79%	70%	69%	72%	75%	72%
Mvision Endpoint Security	79%	79%	80%	82%	78%	79%	83%	76%	76%	79%	79%	79%



# Product Feature Summary

MANDATORY FEATURES

This page summarizes user satisfaction with a variety of product features. While strong and consistent performance across the board is desirable, you may be willing to tolerate low scores on features that don't impact your primary use case or core objectives. Use this high-level data to help plan and structure your product evaluation.

VENDOR	OVERALL FEATURE SATISFACTION	APPLICATION CONTAINMENT MECHANISMS	AUTOMATED REMEDIATION	CENTRALIZED MANAGEMENT PORTAL	GROSS PLATFORM INTEGRATION	GROSS PLATFORM SUPPORT	DYNAMIC MALWARE DETECTION	FORENSICS	HOST NGFW FUNCTIONALITY	KERNEL MONITORING	PORT AND DEVICE CONTROL	SYSTEM HARDENING
Trend Micro User Protection Solution	73%	67%	79%	66%	69%	74%	78%	69%	61%	72%	73%	76%
CATEGORY AVERAGE	79%	79%	80%	82%	78%	79%	83%	76%	76%	79%	79%	79%

VENDORS WITH INSUFFICIENT DATA												
F-Secure Business Security Solutions	86%	81%	89%	90%	80%	83%	98%	89%	83%	96%	82%	83%
Panda Adaptive Defense 360	86%	85%	85%	89%	86%	83%	89%	83%	81%	91%	79%	86%
Ivanti Endpoint Security	86%	75%	90%	88%	82%	93%	97%	95%	93%	100%	78%	85%
FortiClient	83%	79%	89%	90%	72%	78%	90%	89%	85%	92%	77%	80%
Palo Alto Networks Cortex XDR	82%	81%	85%	85%	77%	85%	85%	81%	75%	75%	85%	85%
Cylandre PROTECT	82%	82%	83%	91%	79%	83%	85%	80%	83%	86%	74%	88%
IBM Endpoint Security	78%	73%	91%	85%	93%	75%	66%	77%	80%	90%	91%	88%
ESET Endpoint Protection Solutions	78%	74%	82%	76%	79%	82%	76%	82%	79%	78%	76%	84%
Bitdefender Gravity Zone	77%	71%	80%	79%	79%	83%	76%	75%	72%	68%	74%	74%

# Product Feature Summary

MANDATORY FEATURES

This page summarizes user satisfaction with a variety of product features. While strong and consistent performance across the board is desirable, you may be willing to tolerate low scores on features that don't impact your primary use case or core objectives. Use this high-level data to help plan and structure your product evaluation.

VENDOR	OVERALL FEATURE SATISFACTION	APPLICATION CONTAINMENT MECHANISMS	AUTOMATED REMEDIATION	CENTRALIZED MANAGEMENT PORTAL	GROSS PLATFORM INTEGRATION	GROSS PLATFORM SUPPORT	DYNAMIC MALWARE DETECTION	FORENSICS	HOST NGFW FUNCTIONALITY	KERNEL MONITORING	PORT AND DEVICE CONTROL	SYSTEM HARDENING
CATEGORY AVERAGE	79%	79%	80%	82%	78%	79%	83%	76%	76%	79%	79%	79%

VENDORS WITH INSUFFICIENT DATA												
FireEye Endpoint Security HX Series	77%	88%	81%	89%	83%	61%	78%	85%	65%	80%	65%	81%
Bromium Advanced Endpoint Security	69%	74%	62%	75%	52%	62%	70%	74%	80%	64%	60%	68%
EMC RSA ECAT for Endpoint Security	61%	75%	67%	51%	64%	58%	67%	58%	75%	67%	51%	59%
Carbon Black Security Platform	60%	58%	68%	69%	68%	58%	66%	61%	50%	75%	46%	66%

# Product Feature Summary

STANDARD FEATURES

This page summarizes user satisfaction with a variety of product features. While strong and consistent performance across the board is desirable, you may be willing to tolerate low scores on features that don't impact your primary use case or core objectives. Use this high-level data to help plan and structure your product evaluation.

VENDOR	OVERALL FEATURE SATISFACTION	ENDPOINT DETECTION AND RESPONSE	MAC OS SUPPORT	RANSOMWARE RECOVERY AND REMOVAL	
Malwarebytes Endpoint Detection and Response	84%	85%	--	85%	
Sophos Intercept X Endpoint	83%	88%	88%	100%	
Webroot® Business Endpoint Protection	81%	88%	--	63%	
Avast Business Antivirus	80%	85%	92%	80%	
Microsoft Defender	79%	75%	67%	90%	
Check Point Endpoint Security	78%	100%	100%	75%	
Kaspersky Endpoint Security	78%	86%	86%	82%	
Symantec Endpoint Security	78%	75%	68%	73%	
CrowdStrike Falcon Platform	75%	50%	100%	50%	
Mvision Endpoint Security	74%	75%	75%	75%	
CATEGORY AVERAGE	79%	82%	80%	81%	

# Product Feature Summary

STANDARD FEATURES

This page summarizes user satisfaction with a variety of product features. While strong and consistent performance across the board is desirable, you may be willing to tolerate low scores on features that don't impact your primary use case or core objectives. Use this high-level data to help plan and structure your product evaluation.

VENDOR	OVERALL FEATURE SATISFACTION	ENDPOINT DETECTION AND RESPONSE	MAC OS SUPPORT	RANSOMWARE RECOVERY AND REMOVAL	
Trend Micro User Protection Solution	73%	50%	--	50%	
CATEGORY AVERAGE	79%	82%	80%	81%	

VENDORS WITH INSUFFICIENT DATA					
F-Secure Business Security Solutions	86%	100%	75%	100%	
Panda Adaptive Defense 360	86%	--	--	--	
Ivanti Endpoint Security	86%	--	--	--	
FortiClient	83%	96%	75%	96%	
Palo Alto Networks Cortex XDR	82%	75%	100%	75%	
Cyance PROTECT	82%	100%	100%	100%	
IBM Endpoint Security	78%	--	--	--	
ESET Endpoint Protection Solutions	78%	50%	50%	0%	
Bitdefender Gravity Zone	77%	81%	75%	81%	

# Product Feature Summary

STANDARD FEATURES

This page summarizes user satisfaction with a variety of product features. While strong and consistent performance across the board is desirable, you may be willing to tolerate low scores on features that don't impact your primary use case or core objectives. Use this high-level data to help plan and structure your product evaluation.

VENDOR	OVERALL FEATURE SATISFACTION	ENDPOINT DETECTION AND RESPONSE	MAC OS SUPPORT	RANSOMWARE RECOVERY AND REMOVAL	
CATEGORY AVERAGE	79%	82%	80%	81%	

VENDORS WITH INSUFFICIENT DATA					
FireEye Endpoint Security HX Series	77%	--	--	--	
Bromium Advanced Endpoint Security	69%	--	--	--	
EMC RSA ECAT for Endpoint Security	61%	--	--	--	
Carbon Black Security Platform	60%	--	--	--	

# Product Feature Satisfaction

This section provides detailed information on user satisfaction for each product feature. Use these pages to dig deeper into areas of particular interest or concern.

## Product Features

This table lists and describes all the features that are evaluated in the Endpoint Protection software category. For your convenience, these descriptions are repeated under the feature subheadings in the subsequent pages.

Mandatory Features	
Application Containment Mechanisms	Includes cloud based protection, sandboxing, and local containerization.
Automated Remediation	Automate remediation of alerts due to exceeding defined thresholds (e.g. trigger scripts to address low disk space alerts).
Centralized Management Portal	Includes multiple client management, push install capability, comprehensive policies for different groups, and active directory integration and synchronization.
Cross Platform Integration	Open API and net sec appliance integration with NGFW, SIEM, IPS/IDS, Automated Network, Quarantining, DLP, Data Discovery, and Threat Intelligence.
Cross Platform Support	Includes the variety of client devices and operating systems supported by the solution.
Standard Features	
Endpoint Detection and Response	Active threat detection that remediates against known and unknown malware and malicious activities, leveraging machine learning techniques.
Mac OS support	Endpoint security support to identify and block threats on Mac workstations.
Differentiating Features	
Dynamic Malware Detection	
Forensics	Heuristics are applied to files to identify similarities with known malware and block it.
Host NGFW Functionality	Includes the ability provide full visibility in an easy-to-understand display of what happened on an endpoint during an attack in (near) real-time.
Kernel Monitoring	Includes policy-based default-deny/whitelisting and application verification and trust (VPN/virtualization).
Port and Device Control	Monitoring of processes, memory, and system files at the OS level.
System Hardening	Includes USB encryption and endpoint data loss prevention.
	Automated vulnerability patching and vulnerability assessment.
Ransomware Recovery and Removal	
	Recover files removed and/or encrypted by ransomware.
Flexible Deployment Options	
	Supports on-premise, cloud and hybrid IT environments

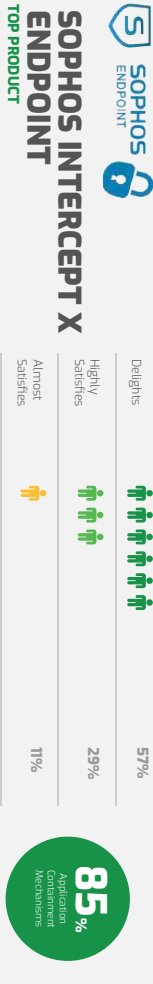
# Product Feature Satisfaction





















This section provides detailed information on user satisfaction for each product feature. Use these pages to dig deeper into areas of particular interest or concern.

## Application Containment Mechanisms

Mandatory Feature

















Includes cloud based protection, sandboxing, and local containerization.



2		Microsoft Defender		84%	48 REVIEWS
3		Malwarebytes Endpoint Detection and Response		84%	226 REVIEWS
4		Kaspersky Endpoint Security		80%	55 REVIEWS
5		Webroot® Business Endpoint Protection		80%	36 REVIEWS
6		CrowdStrike Falcon Platform		78%	28 REVIEWS
7		Avast Business Antivirus		77%	66 REVIEWS
8		Check Point Endpoint Security		76%	34 REVIEWS
9		Symantec Endpoint Security		74%	54 REVIEWS
10		Mvision Endpoint Security		74%	110 REVIEWS
11		Trend Micro User Protection Solution		67%	22 REVIEWS

CATEGORY AVERAGE 79%

--		ESET Endpoint Protection Solutions		74%	18 REVIEWS
--		F-Secure Business Security Solutions		81%	13 REVIEWS
--		FortiClient		79%	13 REVIEWS
--		Cylance PROTECT		82%	13 REVIEWS
--		Bitdefender Gravity Zone		71%	11 REVIEWS

--		FireEye Endpoint Security HX Series		88%	8 REVIEWS
--		Panda Adaptive Defense 360		85%	7 REVIEWS
--		Palo Alto Networks Cortex XDR		81%	7 REVIEWS
--		IBM Endpoint Security		73%	7 REVIEWS
--		Ivanti Endpoint Security		75%	5 REVIEWS
--		Bromium Advanced Endpoint Security		74%	5 REVIEWS
--		EMC RSA ECAT for Endpoint Security		75%	5 REVIEWS
--		Carbon Black Security Platform		58%	5 REVIEWS

# Product Feature Satisfaction

This section provides detailed information on user satisfaction for each product feature. Use these pages to dig deeper into areas of particular interest or concern.

## Automated Remediation

Mandatory Feature

Automate remediation of alerts due to exceeding defined thresholds (e.g. trigger scripts to address low disk space alerts).

malwarebytes		Delights		47%	
Highly Satisfies		48%			
Almost Satisfies		5%			
Disappoints		0%			
MALWAREBYTES ENDPOINT DETECTION AND RESPONSE		85%		Automated Remediation	
TOP PRODUCT					
2	Sophos Intercept X Endpoint	48			33
3	Microsoft Defender	81%			48
4	Trend Micro User Protection Solution	79%			22
5	Check Point Endpoint Security	79%			34
6	Webroot® Business Endpoint Protection	78%			36
7	Avast Business Antivirus	78%			66
8	Symantec Endpoint Security	78%			54
9	Kaspersky Endpoint Security	77%			55
10	Crowdstrike Falcon Platform	75%			28
11	Mvision Endpoint Security	74%			110
CATEGORY AVERAGE 80%					
—	ESET Endpoint Protection Solutions	82%			18
—	F-Secure Business Security Solutions	89%			13
—	FortiClient	89%			13
—	Cybercure PROTECT	83%			13
—	Bitdefender Gravity Zone	80%			11

--	FireEye Endpoint Security HX Series				8 REVIEWS
--	Panda Adaptive Defense 360				7 REVIEWS
--	Palo Alto Networks Cortex XDR				7 REVIEWS
--	IBM Endpoint Security				7 REVIEWS
--	Ivanti Endpoint Security				5 REVIEWS
--	Bromium Advanced Endpoint Security				5 REVIEWS
--	EMC RSA ECAI for Endpoint Security				5 REVIEWS
--	Carbon Black Security Platform				5 REVIEWS




# Product Feature Satisfaction















































































































This section provides detailed information on user satisfaction for each product feature. Use these pages to dig deeper into areas of particular interest or concern.













































## Centralized Management Portal

























































































Mandatory Feature

Includes multiple client management, push install capability, comprehensive policies for different groups, and active directory integration and synchronization.



2	 Malwarebytes Endpoint Detection and Response	         	87%	226 REVIEWS
3	 Webroot® Business Endpoint Protection	         	85%	36 REVIEWS
4	 Avast Business Antivirus	         	84%	66 REVIEWS
5	 Microsoft Defender	         	82%	48 REVIEWS
6	 Check Point Endpoint Security	         	81%	34 REVIEWS
7	 Symantec Endpoint Security	         	79%	54 REVIEWS
8	 Kaspersky Endpoint Security	         	79%	55 REVIEWS
9	 Mvision Endpoint Security	         	78%	110 REVIEWS
10	 CrowdStrike Falcon Platform	         	74%	28 REVIEWS
11	 Trend Micro User Protection Solution	         	66%	22 REVIEWS
CATEGORY AVERAGE 82%				

—	 ESET Endpoint Protection Solutions	         	76%	18 REVIEWS
—	 FortiClient	         	90%	13 REVIEWS
—	 Cylance PROTECT	         	91%	13 REVIEWS
—	 Bitdefender Gravity Zone	         	79%	11 REVIEWS

—	 FireEye Endpoint Security HX Series	         	89%	8 REVIEWS
—	 Panda Adaptive Defense 360	         	89%	7 REVIEWS
—	 Palo Alto Networks Cortex XDR	         	85%	7 REVIEWS
—	 IBM Endpoint Security	         	85%	7 REVIEWS
—	 Ivanti Endpoint Security	         	88%	5 REVIEWS
—	 Bromium Advanced Endpoint Security	         	75%	5 REVIEWS
—	 EMC RSA ECAI for Endpoint Security	         	51%	5 REVIEWS
—	 Carbon Black Security Platform	         	69%	5 REVIEWS

# Product Feature Satisfaction

This section provides detailed information on user satisfaction for each product feature. Use these pages to dig deeper into areas of particular interest or concern.




## Cross Platform Integration

Open API and net sec appliance integration with NGFW, SIEM, IPS/IDS, Automated Network Quarantining, DLP, Data Discovery, and Threat Intelligence.

**malwarebytes**













































































































































































































































































































# MALWAREBYTES ENDPOINT DETECTION AND RESPONSE
























































**TOP PRODUCT**

Delights		37%
Highly Satisfies		53%
Almost Satisfies		9%
Disappoints		1%

**81%**

Overall platform integration

2	 Webroot® Business Endpoint Protection	                            	81%	36 REVIEWS
3	 Sophos Intercept X Endpoint	                            	81%	33 REVIEWS
4	 Avast Business Antivirus	                            	79%	66 REVIEWS
5	 Symantec Endpoint Security	                            	79%	54 REVIEWS
6	 Microsoft Defender	                            	78%	48 REVIEWS
7	 Kaspersky Endpoint Security	                            	77%	55 REVIEWS
8	 Crowdstrike Falcon Platform	                            	77%	28 REVIEWS
9	 Check Point Endpoint Security	                            	75%	34 REVIEWS
10	 Mvision Endpoint Security	                            	72%	110 REVIEWS
11	 Trend Micro User Protection Solution	                            	69%	22 REVIEWS

CATEGORY AVERAGE 78%									
---	 <b>ESET Endpoint Protection Solutions</b>	         	<b>79%</b>	<b>18</b> REVIEWS					
---	 <b>F-Secure Business Security Solutions</b>	         	<b>80%</b>	<b>13</b> REVIEWS					
---	 <b>Forticlient</b>	         	<b>72%</b>	<b>13</b> REVIEWS					
---	 <b>Cylance PROTECT</b>	         	<b>79%</b>	<b>13</b> REVIEWS					
---	 <b>Bitdefender Gravity Zone</b>	         	<b>79%</b>	<b>11</b> REVIEWS					

[illegible]


# Product Feature Satisfaction















































































































This section provides detailed information on user satisfaction for each product feature. Use these pages to dig deeper into areas of particular interest or concern.


































## Cross Platform Support







































Includes the variety of client devices and operating systems supported by the solution.

## Mandatory Feature



2	 Sophos Intercept X Endpoint Reviews	         	33 REVIEWS
3	 Avast Business Antivirus Reviews	         	66 REVIEWS
4	 Malwarebytes Endpoint Detection and Response Reviews	         	226 REVIEWS
5	 Microsoft Defender Reviews	         	48 REVIEWS
6	 Check Point Endpoint Security Reviews	         	34 REVIEWS
7	 Symantec Endpoint Security Reviews	         	54 REVIEWS
8	 CrowdStrike Falcon Platform Reviews	         	28 REVIEWS
9	 Kaspersky Endpoint Security Reviews	         	55 REVIEWS
10	 Mvision Endpoint Security Reviews	         	110 REVIEWS
11	 Trend Micro User Protection Solution Reviews	         	22 REVIEWS

CATEGORY AVERAGE 79%									
---	 ESET Endpoint Protection Solutions	         	82%	18 REVIEWS					
---	 FortiClient	         	78%	13 REVIEWS					
---	 Cylance PROTECT	         	83%	13 REVIEWS					
---	Bitdefender Gravity Zone		83%	11 REVIEWS					

FireEye Endpoint Security HX Series	                                     
-------------------------------------	---

# Product Feature Satisfaction

This section provides detailed information on user satisfaction for each product feature. Use these pages to dig deeper into areas of particular interest or concern.

# Dynamic Malware Detection

Heuristics are applied to files to identify similarities with known malware and block it.

**malwarebytes**





















# MALWAREBYTES ENDPOINT DETECTION AND RESPONSE











**TOP PRODUCT**

Delights		62%
Highly Satisfies		34%
Almost Satisfies		4%
Disappoints		—

Dynamic Malware  
Detection

**89%**

2	 Sophos Intercept X Endpoint		33 REVIEWS
3	 Webroot® Business Endpoint Protection		36 REVIEWS
4	 Kaspersky Endpoint Security		55 REVIEWS
5	 Avast Business Antivirus		66 REVIEWS
6	 Check Point Endpoint Security		34 REVIEWS
7	 Microsoft Defender		48 REVIEWS
8	 Mvision Endpoint Security		110 REVIEWS
9	 Symantec Endpoint Security		54 REVIEWS
10	 Trend Micro User Protection Solution		22 REVIEWS
11	 CrowdStrike Falcon Platform		28 REVIEWS

CATEGORY AVERAGE 83%									
---		ESET Endpoint Protection Solutions							
---		F-Secure Business Security Solutions							
---		FortiClient							
---		Cylance PROTECT							
---		Bitdefender Gravity Zone							
			18 REVIEWS						
			76%						
			13 REVIEWS						
			98%						
			13 REVIEWS						
			90%						
			13 REVIEWS						
			85%						
			13 REVIEWS						
			76%						
			11 REVIEWS						

[illegible]

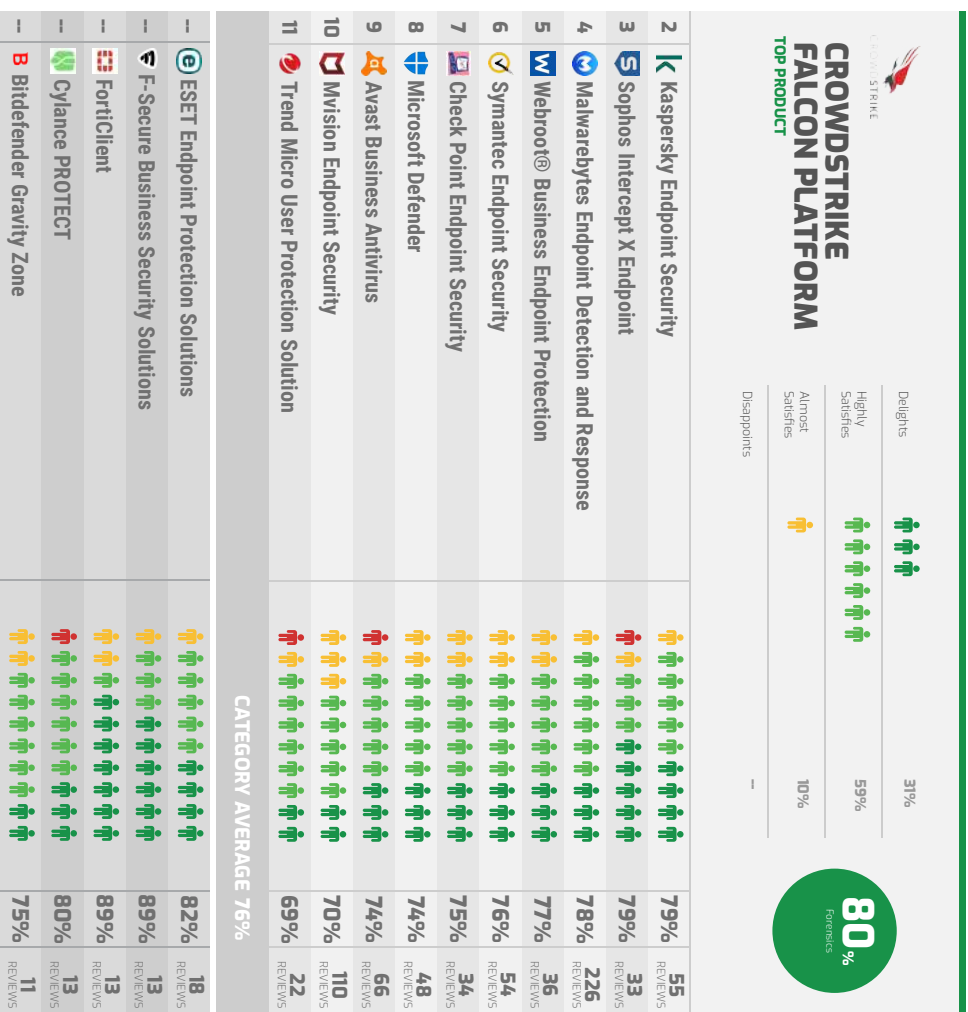
# Product Feature Satisfaction


















































































































































































































































































This section provides detailed information on user satisfaction for each product feature. Use these pages to dig deeper into areas of particular interest or concern.

# Forensics

Includes the ability provide full visibility in an easy-to-understand display of what happened on an endpoint during an attack in (near) real-time

## Mandatory Feature



FireEye Endpoint Security HX Series		                                            	85%	8 REVIEWS
Panda Adaptive Defense 360		                                            	83%	7 REVIEWS
Palo Alto Networks Cortex XDR		                                            	81%	7 REVIEWS
IBM Endpoint Security		                         	77%	7 REVIEWS
Ivanti Endpoint Security		                         	95%	5 REVIEWS
Bromium Advanced Endpoint Security		                         	74%	5 REVIEWS
EMC RSA ECAT for Endpoint Security		                         	58%	5 REVIEWS
Carbon Black Security Platform		                         	61%	5 REVIEWS



































# Product Feature Satisfaction








































This section provides detailed information on user satisfaction for each product feature. Use these pages to dig deeper into areas of particular interest or concern.

## Host NGFW Functionality

Mandatory Feature

Includes policy-based default-deny/whitelisting and application verification and trust (VPN/virtualization).

<div> <b>MICROSOFT DEFENDER</b> TOP PRODUCT</div>		<div>Delights</div> <div></div> <div>38%</div>	
		<div>Highly Satisfies</div> <div></div> <div>48%</div>	
		<div>Almost Satisfies</div> <div></div> <div>15%</div>	
		<div>Disappoints</div> <div></div> <div>—</div>	
		<div><div>81%</div><div>Host NGFW Functionality</div></div>	
2	<div> Webroot® Business Endpoint Protection</div>	<div></div>	<div><div>36</div><div>REVIEWS</div></div>
3	<div> Avast Business Antivirus</div>	<div></div>	<div><div>79%</div><div>66 REVIEWS</div></div>
4	<div> Malwarebytes Endpoint Detection and Response</div>	<div></div>	<div><div>79%</div><div>226 REVIEWS</div></div>
5	<div> Check Point Endpoint Security</div>	<div></div>	<div><div>78%</div><div>34 REVIEWS</div></div>
6	<div> Symantec Endpoint Security</div>	<div></div>	<div><div>78%</div><div>54 REVIEWS</div></div>
7	<div> Sophos Intercept X Endpoint</div>	<div></div>	<div><div>77%</div><div>33 REVIEWS</div></div>
8	<div> Kaspersky Endpoint Security</div>	<div></div>	<div><div>77%</div><div>55 REVIEWS</div></div>
9	<div> CrowdStrike Falcon Platform</div>	<div></div>	<div><div>75%</div><div>28 REVIEWS</div></div>
10	<div> Mvision Endpoint Security</div>	<div></div>	<div><div>69%</div><div>110 REVIEWS</div></div>
11	<div> Trend Micro User Protection Solution</div>	<div></div>	<div><div>61%</div><div>22 REVIEWS</div></div>
<div>CATEGORY AVERAGE 76%</div>			
—	<div> ESET Endpoint Protection Solutions</div>	<div></div>	<div><div>79%</div><div>18 REVIEWS</div></div>
—	<div> F-Secure Business Security Solutions</div>	<div></div>	<div><div>83%</div><div>13 REVIEWS</div></div>
—	<div> FortiClient</div>	<div></div>	<div><div>85%</div><div>13 REVIEWS</div></div>
—	<div> CyberSense PROTECT</div>	<div></div>	<div><div>83%</div><div>13 REVIEWS</div></div>
—	<div> Bitdefender Gravity Zone</div>	<div></div>	<div><div>72%</div><div>11 REVIEWS</div></div>

—	 FireEye Endpoint Security HX Series																																							<
---	---	---	---	---	---	---	---	--	---	---	---	---	---	---	---	---	---	---	---	---	---	---	---	---	---	---	---	---	---	---	---	---	---	---	---	---	--	---	---	---



































































































































































































































# Product Feature Satisfaction

This section provides detailed information on user satisfaction for each product feature. Use these pages to dig deeper into areas of particular interest or concern.

## Port and Device Control

Includes USB encryption and endpoint data loss prevention.



2	 Microsoft Defender	                      	48 REVIEWS	84%
3	 Sophos Intercept X Endpoint	                      	33 REVIEWS	83%
4	 Malwarebytes Endpoint Detection and Response	                      	226 REVIEWS	81%
5	 Check Point Endpoint Security	                      	34 REVIEWS	81%
6	 Symantec Endpoint Security	                      	54 REVIEWS	80%
7	 Mvision Endpoint Security	                      	110 REVIEWS	75%
8	 Webroot Business Endpoint Protection	     	36 REVIEWS	75%
9	 Kaspersky Endpoint Security	                      	55 REVIEWS	75%
10	 Trend Micro User Protection Solution	                      	22 REVIEWS	73%
11	 CrowdStrike Falcon Platform	                      	28 REVIEWS	72%


	CATEGORY AVERAGE	AVERAGE 79%
ESET Endpoint Protection Solutions	18 REVIEWS 👍 👎 👍 👍 👍 👍 👍 👍 👍 👍	76%
F-Secure Business Security Solutions	13 REVIEWS 👍 👍 👍 👍 👍 👍 👍 👍 👍	82%
FortiClient	13 REVIEWS 👍 👎 👍 👍 👍 👍 👍 👍 👍	77%
Cylance PROTECT	13 REVIEWS 👍 👎 👍 👍 👍 👍 👍 👍 👍	74%
Bitdefender Gravity Zone	11 REVIEWS 👍 👎 👍 👍 👍 👍 👍 👍 👍	74%

[illegible]



This section provides detailed information on user satisfaction for each product feature. Use these pages to dig deeper into areas of particular interest or concern.

## Automated vulnerability patching and vulnerability assessment.



A 10x10 grid of 100 human icons representing a population. The first 10 columns are shaded gray, and the last 10 columns are white. The first 10 columns contain 10 yellow icons each, and the last 10 columns contain 10 green icons each.

# Product Feature Satisfaction

This section provides detailed information on user satisfaction for each product feature. Use these pages to dig deeper into areas of particular interest or concern.

## Endpoint Detection and Response


Standard Feature

Active threat detection that remediates against known and unknown malware and malicious activities, leveraging machine learning techniques.



### CHECK POINT ENDPOINT SECURITY

TOP PRODUCT



--	Palo Alto Networks Cortex XDR	👍👍👍👍👍👍👍👍	75%	7 REVIEWS
----	-------------------------------	----------	-----	--------------

2	Sophos Intercept X Endpoint	👍👍👍👍👍👍👍👍	88%	33 REVIEWS
3	Webroot® Business Endpoint Protection	👍👍👍👍👍👍👍👍	88%	36 REVIEWS
4	Kaspersky Endpoint Security	👍👍👍👍👍👍👍👍	86%	55 REVIEWS
5	Avast Business Antivirus	👍👍👍👍👍👍👍👍	85%	66 REVIEWS
6	Malwarebytes Endpoint Detection and Response	👍👍👍👍👍👍👍👍	85%	226 REVIEWS
7	Microsoft Defender	👍👍👍👍👍👍👍👍	75%	48 REVIEWS
8	Mvision Endpoint Security	👍👍👍👍👍👍👍👍	75%	110 REVIEWS
9	Symantec Endpoint Security	👍👍👍👍👍👍👍👍	75%	54 REVIEWS
10	Trend Micro User Protection Solution	👍👍👍👍👍👍👍👍	50%	22 REVIEWS
11	CrowdStrike Falcon Platform	👍👍👍👍👍👍👍👍	50%	28 REVIEWS
CATEGORY AVERAGE 82%				

--	ESET Endpoint Protection Solutions	👍👍👍👍👍👍👍👍	50%	18 REVIEWS
--	F-Secure Business Security Solutions	👍👍👍👍👍👍👍👍	100%	13 REVIEWS
--	FortiClient	👍👍👍👍👍👍👍👍	96%	13 REVIEWS
--	Cyance PROTECT	👍👍👍👍👍👍👍👍	100%	13 REVIEWS
--	Bitdefender Gravity Zone	👍👍👍👍👍👍👍👍	81%	11 REVIEWS

# Product Feature Satisfaction

This section provides detailed information on user satisfaction for each product feature. Use these pages to dig deeper into areas of particular interest or concern.


## Mac OS support

Standard Feature

Endpoint security support to identify and block threats on Mac workstations.



### CHECK POINT ENDPOINT SECURITY TOP PRODUCT



2	CrowdStrike Falcon Platform		100%	28 REVIEWS
3	Avast Business Antivirus		92%	66 REVIEWS
4	Sophos Intercept X Endpoint		88%	33 REVIEWS
5	Kaspersky Endpoint Security		86%	55 REVIEWS
6	Mvision Endpoint Security		75%	110 REVIEWS
7	Symantec Endpoint Security		68%	54 REVIEWS
8	Microsoft Defender		67%	48 REVIEWS

CATEGORY AVERAGE 80%

--	ESET Endpoint Protection Solutions		50%	18 REVIEWS
--	F-Secure Business Security Solutions		75%	13 REVIEWS
--	FortiClient		75%	13 REVIEWS
--	Cylicane PROTECT		100%	13 REVIEWS
--	Bitdefender Gravity Zone		75%	11 REVIEWS
--	Palo Alto Networks Cortex XDR		100%	7 REVIEWS


# Product Feature Satisfaction

This section provides detailed information on user satisfaction for each product feature. Use these pages to dig deeper into areas of particular interest or concern.

## Ransomware Recovery and Removal

Standard Feature

Recover files removed and/or encrypted by ransomware.



### SOPHOS INTERCEPT X ENDPOINT

TOP PRODUCT

Delights

Highly Satisfies

Almost Satisfies

Disappoints

100%











--

--

--

100% Ransomware Recovery and Removal

2		Microsoft Defender	<div><div></div><div></div><div></div><div></div><div></div><div></div><div></div><div></div><div></div><div></div></div>	90%	48 REVIEWS
3		Malwarebytes Endpoint Detection and Response	<div><div></div><div></div><div></div><div></div><div></div><div></div><div></div><div></div><div></div><div></div></div>	85%	226 REVIEWS
4		Kaspersky Endpoint Security	<div><div></div><div></div><div></div><div></div><div></div><div></div><div></div><div></div><div></div><div></div></div>	82%	55 REVIEWS
5		Avast Business Antivirus	<div><div></div><div></div><div></div><div></div><div></div><div></div><div></div><div></div><div></div><div></div></div>	80%	66 REVIEWS
6		Check Point Endpoint Security	<div><div></div><div></div><div></div><div></div><div></div><div></div><div></div><div></div><div></div><div></div></div>	75%	34 REVIEWS
7		Mvision Endpoint Security	<div><div></div><div></div><div></div><div></div><div></div><div></div><div></div><div></div><div></div><div></div></div>	75%	110 REVIEWS
8		Symantec Endpoint Security	<div><div></div><div></div><div></div><div></div><div></div><div></div><div></div><div></div><div></div><div></div></div>	73%	54 REVIEWS
9		Webroot® Business Endpoint Protection	<div><div></div><div></div><div></div><div></div><div></div><div></div><div></div><div></div><div></div><div></div></div>	63%	36 REVIEWS
10		Trend Micro User Protection Solution	<div><div></div><div></div><div></div><div></div><div></div><div></div><div></div><div></div><div></div><div></div></div>	50%	22 REVIEWS
11		CrowdStrike Falcon Platform	<div><div></div><div></div><div></div><div></div><div></div><div></div><div></div><div></div><div></div><div></div></div>	50%	28 REVIEWS
CATEGORY AVERAGE 81%					

--		ESET Endpoint Protection Solutions		0	18 REVIEWS
--		F-Secure Business Security Solutions		100%	13 REVIEWS
--		FortiClient		96%	13 REVIEWS
--		CyberSense PROTECT		100%	13 REVIEWS
--		Bitdefender Gravity Zone		81%	11 REVIEWS

--		Palo Alto Networks Cortex XDR		75%	7 REVIEWS
----	---	-------------------------------	---	-----	-----------

# Product Feature Satisfaction

This section provides detailed information on user satisfaction for each product feature. Use these pages to dig deeper into areas of particular interest or concern.

## Flexible Deployment Options

Differentiating Feature

Supports on-premise, cloud and hybrid IT environments

<div><div>malwarebytes</div><div>MALWAREBYTES ENDPOINT DETECTION AND RESPONSE</div><div>TOP PRODUCT</div></div>				
Delights		44%		<div>85%</div> <div>Flexible Deployment Options</div>
Highly Satisfies		52%		
Almost Satisfies		4%		
Disappoints		—		
2	Symantec Endpoint Security		79%	54 REVIEWS
3	Mvision Endpoint Security		75%	110 REVIEWS
CATEGORY AVERAGE 84%				